

[<<< Back to results list](#)





Analyze Results

159 records. Author=(D'Ariano)
Analysis: General Categories=(SCIENCE & TECHNOLOGY)

Rank the records by this field:	Analyze:	Set display options:	Sort by:
<input type="checkbox"/> Language <input type="checkbox"/> Publication Year <input type="checkbox"/> Source Title <input checked="" type="checkbox"/> Subject Area	Up to <input type="text" value="100000"/> Records.	Show the top <input type="text" value="500"/> Results. Minimum record count (Threshold): <input type="text" value="1"/>	<input checked="" type="radio"/> Record count <input type="radio"/> Selected field

[Analyze](#)

Use the checkboxes below to view the records. You can choose to view those selected records, or you can exclude them (and view the others)..
Note: The number of records displayed may be greater than the listed Record Count if the original set contained more records than the number of records analyzed.

View Records	Exclude Records	Field: Subject Area	Record Count	% of 159	Bar Chart	Save Analysis Data to File
<input type="checkbox"/>	<input type="checkbox"/>	PHYSICS	141	88.6792 %		
<input type="checkbox"/>	<input type="checkbox"/>	OPTICS	59	37.1069 %		
<input type="checkbox"/>	<input type="checkbox"/>	CHEMISTRY	20	12.5786 %		
<input type="checkbox"/>	<input type="checkbox"/>	MATHEMATICS	10	6.2893 %		
<input type="checkbox"/>	<input type="checkbox"/>	ENGINEERING	9	5.6604 %		
<input type="checkbox"/>	<input type="checkbox"/>	COMPUTER SCIENCE	8	5.0314 %		
<input type="checkbox"/>	<input type="checkbox"/>	MECHANICS	7	4.4025 %		
<input type="checkbox"/>	<input type="checkbox"/>	TRANSPORTATION	7	4.4025 %		
<input type="checkbox"/>	<input type="checkbox"/>	OPERATIONS RESEARCH & MANAGEMENT SCIENCE	5	3.1447 %		
<input type="checkbox"/>	<input type="checkbox"/>	MATERIALS SCIENCE	3	1.8868 %		
<input type="checkbox"/>	<input type="checkbox"/>	ACOUSTICS	2	1.2579 %		
<input type="checkbox"/>	<input type="checkbox"/>	GASTROENTEROLOGY & HEPATOLOGY	2	1.2579 %		
<input type="checkbox"/>	<input type="checkbox"/>	GOVERNMENT & LAW	2	1.2579 %		
<input type="checkbox"/>	<input type="checkbox"/>	NEUROSCIENCES & NEUROLOGY	2	1.2579 %		
<input type="checkbox"/>	<input type="checkbox"/>	NURSING	2	1.2579 %		
<input type="checkbox"/>	<input type="checkbox"/>	PUBLIC ADMINISTRATION	2	1.2579 %		
<input type="checkbox"/>	<input type="checkbox"/>	AUTOMATION & CONTROL SYSTEMS	1	0.6289 %		
<input type="checkbox"/>	<input type="checkbox"/>	BEHAVIORAL SCIENCES	1	0.6289 %		
<input type="checkbox"/>	<input type="checkbox"/>	BUSINESS & ECONOMICS	1	0.6289 %		
<input type="checkbox"/>	<input type="checkbox"/>	DERMATOLOGY	1	0.6289 %		
<input type="checkbox"/>	<input type="checkbox"/>	EDUCATION & EDUCATIONAL RESEARCH	1	0.6289 %		
<input type="checkbox"/>	<input type="checkbox"/>	GERIATRICS & GERONTOLOGY	1	0.6289 %		
<input type="checkbox"/>	<input type="checkbox"/>	HEALTH CARE SCIENCES & SERVICES	1	0.6289 %		
<input type="checkbox"/>	<input type="checkbox"/>	INSTRUMENTS & INSTRUMENTATION	1	0.6289 %		
<input type="checkbox"/>	<input type="checkbox"/>	MEDICAL INFORMATICS	1	0.6289 %		
<input type="checkbox"/>	<input type="checkbox"/>	ONCOLOGY	1	0.6289 %		

<input type="checkbox"/>	PSYCHOLOGY	1	0.6289 %		
<input type="checkbox"/>	SCIENCE & TECHNOLOGY - OTHER TOPICS	1	0.6289 %		
<input type="checkbox"/>	SPECTROSCOPY	1	0.6289 %		
<input type="checkbox"/>	SUBSTANCE ABUSE	1	0.6289 %		
<input type="checkbox"/>	SURGERY	1	0.6289 %		
<input type="checkbox"/>	THERMODYNAMICS	1	0.6289 %		
<input type="checkbox"/>	TOXICOLOGY	1	0.6289 %		
View Records	Field: Subject Area	Record Count	% of 159	Bar Chart	Save Analysis Data to File
Exclude Records					

Please give us your [feedback](#) on using ISI Web Of Knowledge

[Acceptable Use Policy](#)
Copyright © 2011 The Thomson Reuters